

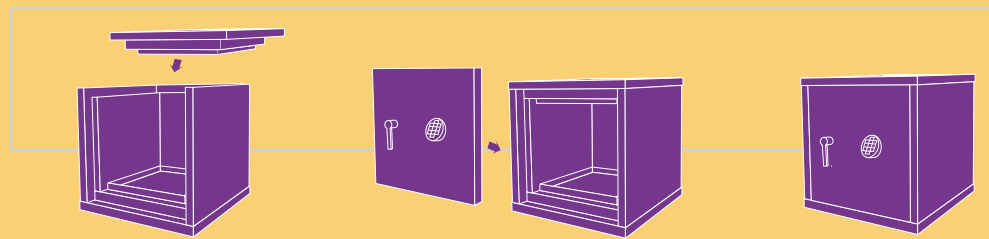
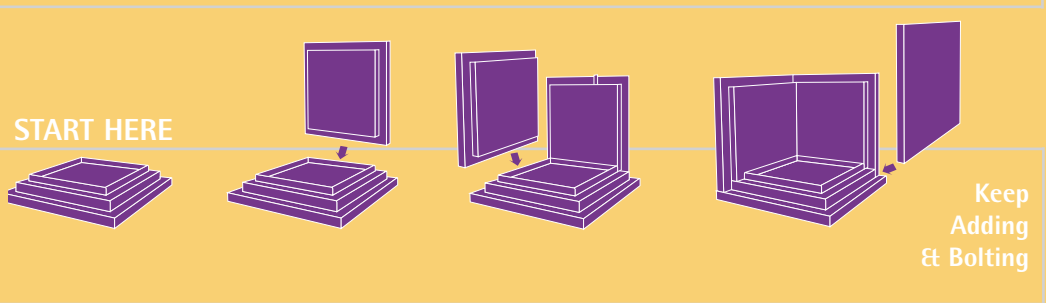
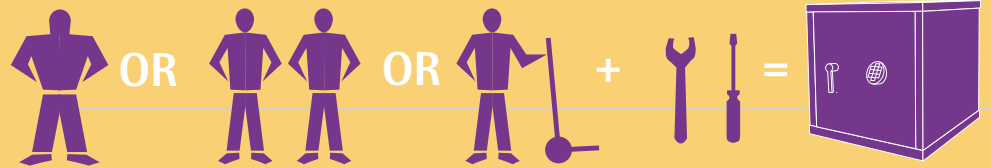
# MODUL·X™

S E R I E S BY CITYSAFE

## EASE OF ASSEMBLY

Elevators, stairs, narrow doors, and other obstacles are no longer a problem. The MODUL·X Series vault components can be delivered piece-by-piece and assembled on-site. Each component can be delivered discretely in unrecognizable packaging for further protection. Once constructed, the vault cannot be moved without heavy equipment or rigging.

What does it take to build a MODUL·X vault?



Add Panels To Expand Horizontally

